



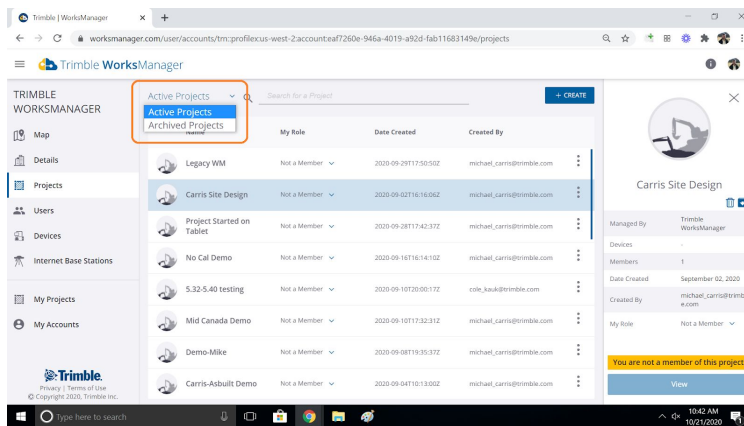
Release Notes - Oct 19, 2020

Features

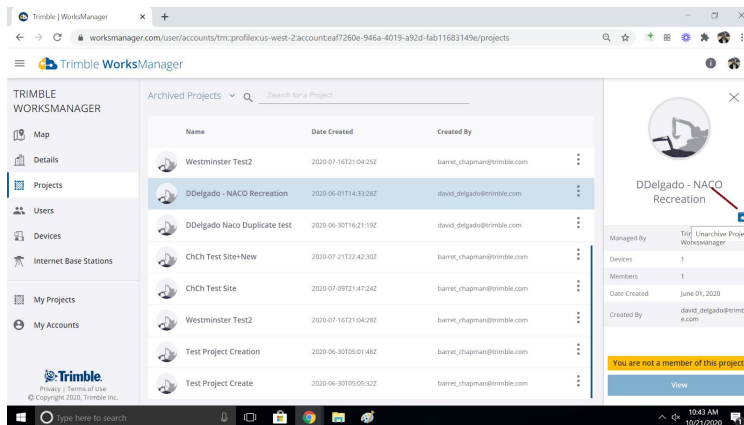
Unarchive project

We released 'Archive project' a few sprints before, however, 'Unarchive project' was not available then. With this release, users can now 'Unarchive' a project that has been previously archived.

- Navigate to 'My Account' -> 'Projects'
- Select 'Archived Projects' option from the dropdown menu below the header



- Select the project to be unarchived. Click unarchive icon in the summary panel

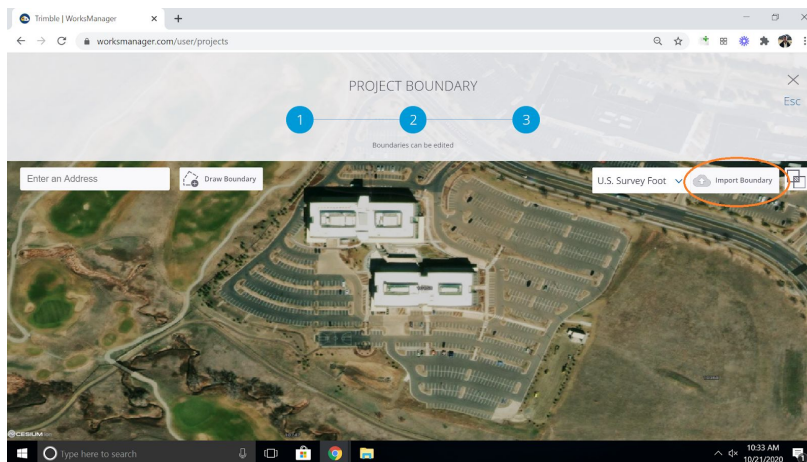


Import dxf for project boundary

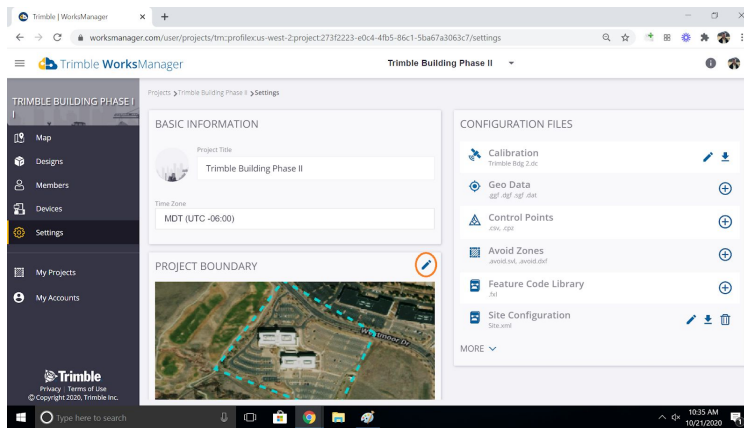
WorksManager now supports importing a dxf file for adding a boundary to the project

With this feature, WorksManager user can

- Import a boundary with a dxf file in step 2 of 'Create project' workflow



- Navigate to 'Project Settings' for a project that has been already created in WorksManager, edit existing project boundary, and import a dxf



Note that the feature gets enabled, only where there is a valid calibration file added to the project

Civil Construction Software Communities and Resource Centers

[Here](#) you can find links to [WorksManager](#) and other Trimble Community resources.

Please refer to the COMING SOON TO WORKSMANAGER section on the [WorksManager Community](#) page to see what we are working on.